


Week 1



Hello Grade 1s we hope you are
all warm and safe at home.

Remember to wash your hands.

We are so proud of you for
doing such nice work! Here is
this week's work. YOU CAN DO

IT!



**Remember you don't have to print
these pages you can do it in your
- homework book or on a page.**

Monday- listening and speaking and comprehension

Point to the words and read, then answer the questions

Sam the Cat

Simple Stories for BEGINNING Readers



Read it:

I have a cat.
My cat is orange.
My cat is fat.

Draw it:

My cat's name is Sam.
Sam likes to play.
He plays with a red ball.

Sam can not get the rat.
The rat is brown.
The rat is fast.

1. Who is the story about?


2. Why can't Sam get the rat?

3. List two rhyming words from the story.




Write 2 sentences about your weekend.

Tuesday



Copy the following work.




Handwriting practice sheet with a vertical margin on the left. The margin contains a sequence of letters: O, Δ, J, O, Δ, X, O, Δ, X, O, Δ, q, O, Δ, q, O, Δ, Z, O, Δ, Z, O, Δ. Each letter is followed by a right-pointing arrow. The word 'Handwriting' is written in the top line. The bottom line contains the instruction: *do a pattern of your choice to end your work*.

Remember to sit up straight with your legs together. All 3 letters only touch the middle line. When writing a q - start with a and go under.

Read then circle all the -at sounds

The cat sat on the mat.
The rat is fat.



Break down the following words

cat	c + at
mat	
fat	

Wednesday

Writing: Make 3 sentences about a cat. You can use the words in the box to help you.

cute	name
fluffy	run
brown	big
white	small
name	house
play	



Write the sentences in your book. Those who can make more sentences can write more. Now read the sentences by yourself.

Reading

- Sound out, then read each of the words in the list below.

[Note: when sounding out words, please make sure your child is saying the SOUND of the letter and not the name, so a not A.]

Example: c / a / t says cat.

cat	mat
tap	cap
net	pet
not	hot
pig	big
bed	red

Thursday

Rewrite the sentences using capital letters and fullstops.



Remember : names also start with a capital letter.

1. bob has a pet dog

2. the dog is big and brown


3. the dog is spot

4. spot ran to the cat

5. spot likes the cat

Now read the correct sentences by yourself

Read then draw a picture for the following words.



cat	
mat	
fat	


Friday

I Can Read Simple Stories!

Family

Directions: Read the story. Highlight the -at family words.

Answer the questions. Write the correct word on the line.

	<h2>Pat the Cat</h2>
	I have a cat. His name is Pat.
	Pat will not play.
	Pat will not run. Pat likes to sit all day. He sits on a mat.
	Pat, the cat, is too fat.

1. The cat's name is

_____.

Rat

Pat

Cat

2. Pat will not

_____.

sit

run

play

3. Pat likes to sit on a

_____.

4. Pat, the cat, is

_____.


In your homework book draw and write 5 different sentences by yourself about Pat the cat. Remember your capital letters and fullstops.



Week 2



Hello grade 1s! Another week of learning at home and you're doing so well! Keep it up! Remember to use a pencil and write neatly.



Remember you don't have to print these pages you can do it in your homework book or on a page.

Monday: Read these words by yourself. Sound the word out if you are not sure.



Wow! Well done! Try reading them 3 times everyday.


Now in your homework book make one sentence for each of the -ad words

Remember to use words you know when making sentences. Parents please allow them to make their own sentences.

Tuesday

Reading

- ad



Time Dad and Lad

A lad was bad.

Dad was mad.

Dad was mad at the lad.

Was the lad bad to Dad?



Writing- in your homework draw your dad and write 4 sentences using the word dad. Those who can make more can make 7 sentences.

Here are some words to help you

Learn these 5 words for spelling test on Friday

big

with

read

write

help


play

work

house

can

best



Wednesday- Handwriting

Write these words as neatly as you can.

Remember tall letters touch the top line and the bottom line.



bad			



dad			



lad			




mad			

Fill in 'ad' words.

The dog was _____



That is her _____



Why is she _____



I see the _____



The girl is _____



Thursday

Directions: Read the story 3 times.



Dad is mad at Chad.
Chad had a bad day.
Chad is not glad. He is sad.
Chad had dad's pad.
Chad tore dad's pad.

Directions: Answer the questions about the story.


Who is mad?

- A Chad
- B Pam
- C dad
- D mom


What did Chad do?

- A He ran away.
- B He ate a yam.
- C He gave dad a hug.
- D He tore the pad.

Draw a picture of something that happened in the the story.



Revise your single sounds by playing the game 'I spy' with someone at home



Remember to wear your mask for a few hours everyday.

Friday

Spelling test on these words: big,
with, read, write, help, dad, mad,
bad, glad, pad.

Parents allow learners to write the date in their homework book and then call out the above words in any order.



Listening and speaking: learn this poem with actions. Parents please encourage learners to speak loudly and confidently using actions.

Virus virus where are you?
Oh no you got stuck to my
shoe!

Please do go away very soon
or go play on the moon!

Virus virus where are you?
You have to go now shoo
shoo shoo

