


GRADE ONE
LEARNER SUPPORT WORKBOOK



ENGLISH FIRST ADDITIONAL LANGUAGE

Dear parents and guardians


This time is challenging to the learner, to you as the parent and everyone as it is uncharted territory for all of us. We wish to encourage you to keep your child stimulated with home lessons that are linked to the curriculum. Spend some quality time with your grade I child as this will encourage them to be more enthusiastic about the work and it also a bonding session for both of you. We are aware of the many ideas and programmes available on the media and internet. We do not want to confuse the learners with too much, as they too are confused with understanding the "Lockdown". We have made this simple with daily activities that you and your child can do at home. Make use of the home environment to reinforce understanding as well as the DBE workbooks at your disposal. If the learner has their DBE workbooks, they should work in them. Guide them and mark the work they do.

- There is a schedule for each day. You may complete the activities in any order beneficial to your child. Make sure you plan your time so that you do not let the work pile up at the end.
- Read each activity carefully before completion and check off the activities when completed. Tick the activity to show that you have gone through it with your child. Done:
- Foundation phase learners learn through play and they love to play games like "I spy, treasure hunt and school, school". So let's play with them.
- Consider that a grade I child has a short concentration span therefore each session will be about 10 - 15 minutes.
- Establish a daily routine to make the process easier and ensure that you talk about the pandemic, it is new and unsettling to them as well.
- Set out some time for story time where you tell a story (made up ones are the best!) and you read together to improve their reading skills.
- He/ She must draw and practise writing letters, words and sentences to stimulate their fine motor skills and improve their handwriting skills.
- Practice the phonic sounds and build words and sentences.
- This aims at reinforcing all the Language skills namely: Listening and Speaking, Reading and Phonics, Writing, and Language structure.

We share examples of activities grade I learners can do to keep them busy.

Activity 1:

Parental note: Discuss the picture and ask the questions below.
Allow the child to colour the whole picture.



Look at the picture and answer the following questions:

1. Who do you see on the picture?
2. Where is the boy in the picture?
3. What do you think he wants to do? Why?
4. Which is your favourite ride?
5. Have you been to the park lately? Can you tell me why?
6. Can you draw yourself on the swing.
7. Draw your best friend on the "Mary-go-round".
8. Draw the sun at the top in the middle of the of the picture.
9. Draw a cat on top of the bin.
10. Complete the word find in the picture and colour it red.

DBE Activity: Do page 42 - 47

Activity 2 done: Phonics

Parental note: Make flash cards for each sound and create words with child e.g. i/t/p/s/a/n/c - pan/sat/pit/sit etc. Let the child read out word built.


Let us revise some past sounds:

Read the -a- words. Circle the -a- sound in each word.

Read all the -i- words. Cross out all the -i- sound from each word.

pan	pit	tap	sip
sat	sit	sap	tip
rat	pin	pap	pip

Write the word for the picture

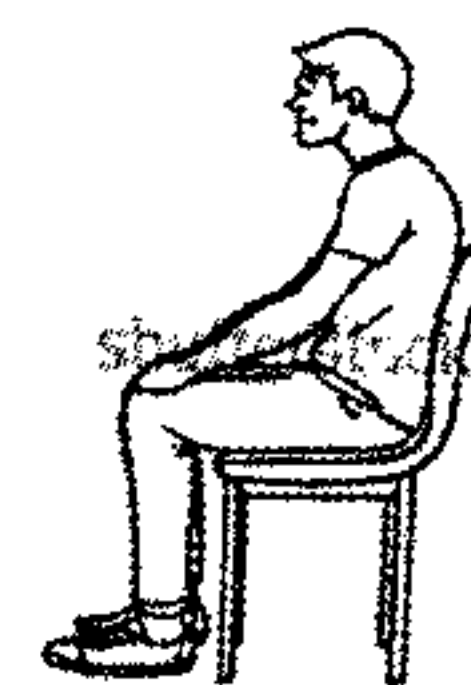


Complete the sentences

The fat _____ chased the _____.

The water came from the _____.

The _____ on a chair.



Help the farmer to get to the cow. Use your colour pencil.

Colour the picture.



DBE Activity: Do page 48 - 51

Activity 3

done:

Parental note: Read the story with your child. Look at the picture and do the following before reading:

Discuss the Lockdown situation with your child. Look for the difficult words and revise them with your child. Read the story to model how the child must read then let the child read. Remember to use word attack skills (break up the word into small parts) to assist the child when stuck. Ask questions to help with comprehension.

My job at home

Since the "Lockdown", my family and I have been staying at home. Mom says we can't go out to play with our friends because we can make each other sick with the Corona virus. We have to stay safe. We wash our hands every few minutes and we don't touch our faces. We wear masks when we are together and we sit a little far from each other. Dad says we all have to do our job while at home.

On Monday I made my bed. On Tuesday I helped to fold the clothes. Wednesday I fed my pet cat Flap. Thursday I helped wash the dishes. Today I helped dad to cook. Everyday I do my school work before lunch. Mom says I'm the best worker bee in the house.

Answer the questions:

1. Why are they staying at home?

2. How do they all keep safe?

3. What did he do on Tuesday?

4. What is the name of his pet?

5. On which day does he do his school work?

6. Do you think that he enjoys doing jobs around the house?

How do you help at home?

Draw the different jobs that you do at home.

Chore chart:

Monday	Tuesday	Wednesday	Thursday	Friday

DBE Activity: Do page 52 - 54

Creative writing "My favourite game" page 54


Activity 4 done:

Parental note: Discuss appropriate news events. These can include family or community news. Try to alleviate your child's anxiety. Ask what he/she has drawn

Write your own news about your day or week.

My Daily News

picture for your news



Words to help you:

Today I

learned	wrote
saw	helped
read	watched

DBE Activity: Do page 55 - 57